

**PASHCHIMANCHAL VIDYUT VITRAN NIGAM LTD.**

**Electricity Distribution Division CHANDAUSI**

**ESTIMATE PTW.**

Sanction Pro.Fee R.NO. **1008361936** Pro.Fee Amount  
Date 21/12/2023

100.00  
Scheme DEPOSIT

Estimate framed by SDO III ESDS-III BAHJOI  
For giving supply to Sh. **SATYAWATI** W/O **NARESH**  
Village **ARJUNPUR JUNA** P.O **KHAS**  
Block **BAHJOI** Distt. Sambhal

**AMOUNT**

Load	10	HP. Ptw. Process .		Rs.	2360.00
1.11KV Line	10	Mtr. on Pcc supports @Rs.	236 per mtr.	Rs.	0.00
2.LT Line3Ph.	0	Mtr.. on Pcc supports @Rs.	200 per mtr.	Rs.	
3.Extra cost of HT connection with HT line or Toff from HT line				Rs.	
4.Extra cost of HT connection with S/S				Rs.	
5.Extra cost of LT connection with LT main line				Rs.	
6.Extra cost of LT connection with upto 25KVA S/S		COST OF 25 Kva S/S		Rs.	94582.00
7.Extra cost for terminal pole fitting				Rs.	
8.Extra cost for Road / Telephone line Crossing for HT line				Rs.	
9.HT line / LT line Inspection fee				Rs.	

**Total-Rs.**

**96942.00**

10.Length of line ch.to Corporation..... Meters

11.Length of line ch.to Consumer.... 10 Meters

**(Beyond free Limit of 190 meters)**

Total ..... 10 Meters

**Ch.to Crop. / PC**

12.(a)11/0.4KV S/S.....25.....KVA vide Schedule No. .... Ch. To PC

Rs.

13.Electric Inspection of T/F

Rs.

14.System Loading charges

Rs.

15.Fixed charges

Rs.

The HT Line/LT Line will be tapped from **BAHAPUR** fdr. S/S in Vill. **ARJUNPUR JUNA**  
Connection from 33/11KV S/S at **BAHJOI**

Certified that the cosing of work involved has been done according to standard schedule framed in division  
On current stock issue rate.

**( line chart on its back)**

Sanctioned Amount forRs.

S No.

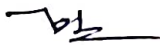
for financial year

Classified as under :

- (a) Ch. To board  
(i) Transmission Rs.  
(ii) Transformation Rs.  
(iii) Distribution Rs.  
(b) Ch. To Consumer  
(i) Transmission Rs.  
(ii) Transformation Rs.  
(iii) Distribution Rs.

Checked by

DRAFTS MAN

  
J.E.-D

  
S.D.O

D.A(W)

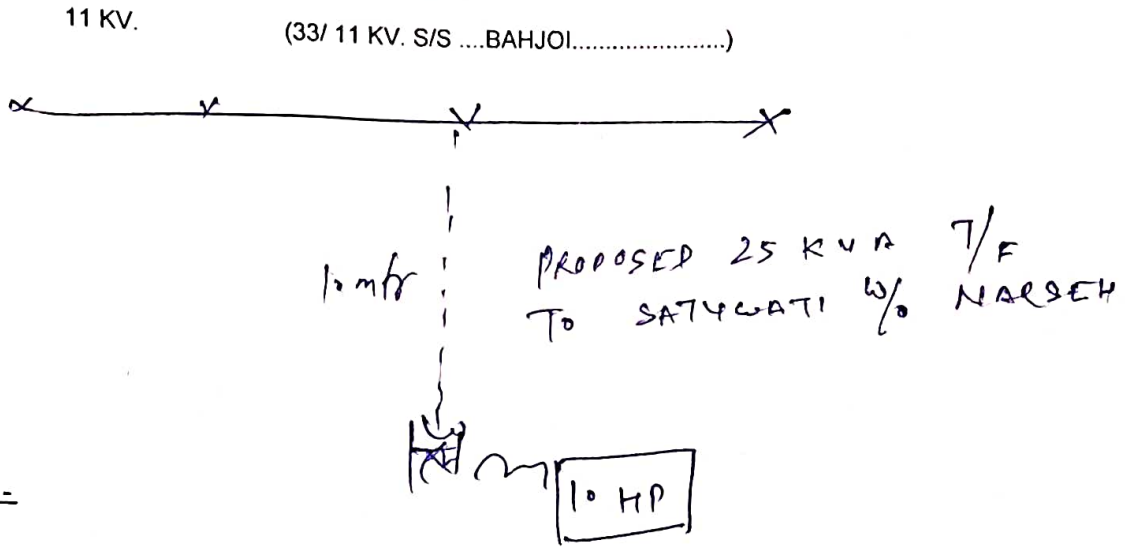
Executive Engineer

Proposed line chart to give connection Shri  
W/O SH. NARESH  
Distt.Sambhal

VILL. SATYAWATI  
ARJUNPUR

P.O KHAS

DETAIL LINE CHART



VOLTAGE DROP :-

Surveyed by shri

JAI VIR SINGH


(A) List of Material

01.Pcc Pole	NO.	2
02. ACSR Weasel con.	MTR	30
03. Stay Rod 16x1800mm	NO.	2
04. Stay Wire 7/10 SWG	KG.	15
05. Earthing rod	NO.	2
06. 11kv disc Insulator	NO.	6
07. 11 kv disc fitting	NO.	6
08. 11 kv pin Insulator	NO.	0
09. 11 kv pin with Nut	NO.	0
10. 11 kv x-arm v- type	NO.	0
11. M.S.channel 100x50x6mm	KG.	44
12. M.S.angle 65x65x6mm	KG.	26
13. 11/0.4kv 25 kva T/F	NO.	1

(B) Details

1.Length of Live (a)HT.	10	MTR
(b)LT.	0	MTR
2.Existing capacity of S/S	0	KVA
3.Existing Load	0	HP
4.Proposed Load	10	HP
5.Proposed capacity of S/S	25	KVA

Proposed By

  
Junior Engineer

  
Sub-Divisional Officer