

ELECTRICITY DISTRIBUTION DIVISION-VI BULANDSHAHAR ESTIMATE FOR P.T.W

REPORT


BLOCK बखवा NAME OF SCHEME पुर्व जमा योजना

LOAD SANCTIONING

This estimate amounting to Rs. 0.0 H.P only has been framed to cover the cost for giving supply H.P PTW to Sri/Smt. श्रीमती खरोज देवी
 S/o/W/o बखवा Village बखवा Post बखवा
 Block बखवा Dist. बखवा Mtr. HT/LT Line & 25 KVA. DIP will be constructed for P.T.W and L & F load of 0.12 KW.....

The line for giving supply to above consumer shall be tapped from 11KV Feeder S/S..... The details of work as length of line, capacity of T/F etc. has been indicated on page No.2 the Rates provided in the estimate are as per cost data book.

Sub Divisional Officer
 Elect. Dist. Sub. Division.
श्रीमती सुमिता


 Junior Engineer
 33/11 KV S/S
बखवा

OFFICE OF THE EXECUTIVE ENGINEER ELECTRICITY DISTRIBUTION DIVISION- VI BULANDSHAHAR

ABSTRACT

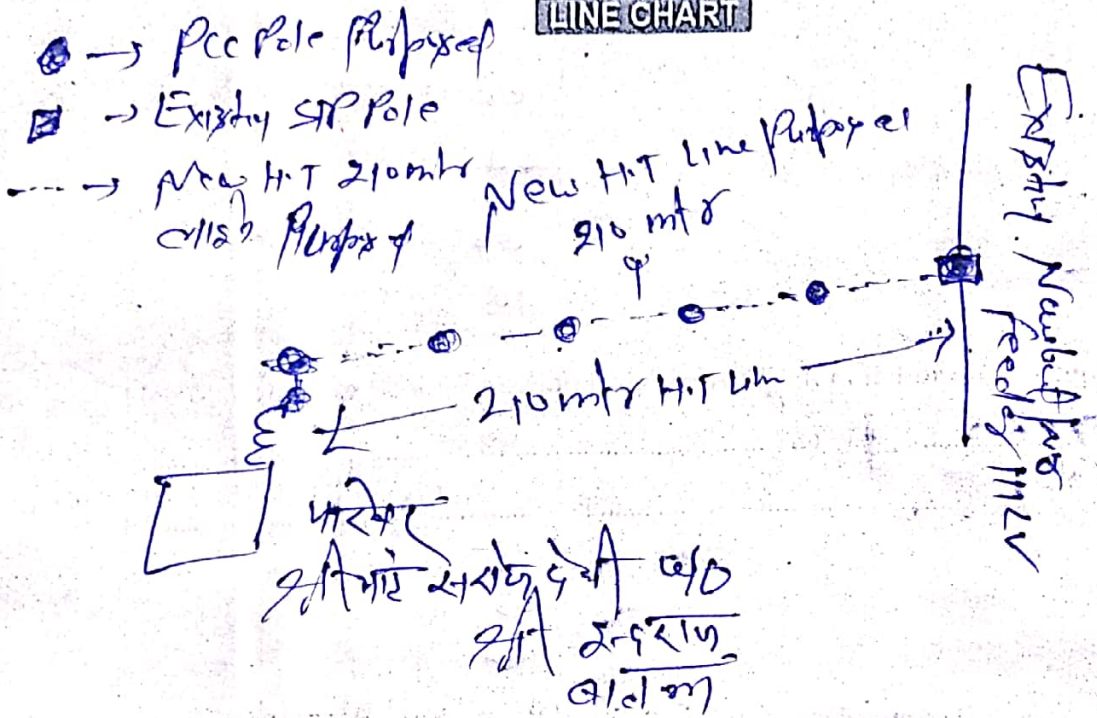
1. HT/LT Line Charges	Rs.....
2. Transformation Charges	Rs.....
3. Fix Charges	Rs.....
4. SLC Charges	Rs.....
<hr/>	
TOTAL	Rs.....
Ch. To Deptt.	Rs.....
<hr/>	
TOTAL Ch. To P.C.	Rs.....

Estimate for P.T.W M/o.....	
Group Head.....	
Estimate Sanctioned No.....	
Sanctioned Amount Rs.....	
Ch. To Deptt Rs.....	
Ch. To P.C Rs.....	
Checked by	Allocation
	Checked
D/Man	DA(W)
	E.E

Line Chart (Not to Scale) Showing Propose H.T./L. T. Line For giving Supply to

Sri. श्री सराज S/o Sri. सुरज Site Village सुरजपुरी
 P.O. बालका Block बालका Distt. BULANDSHAHR

LINE CHART



नोट: भण्डार केन्द्र से सामान ढकने एवं लाइन निर्माण की पूर्ण जिम्मेदारी उपभोक्ता की स्वयं की होगी। यदि लाइन किसी अन्य के खेत से होकर गुजरती है, तो ऐसी स्थिति में भी लाइन निर्माण की जिम्मेदारी उपभोक्ता की होगी।

Certified that all the existing and proposed load, capacity of transformer length of line given in the line chart are correct.

Surveyed by-

Junior Engineer

Sub. Divisional Officer

Details	Reference
1. Length of proposed Line (a) H.T.....Meter	1. Existing Line _____
(b) L.T.....Meter	
(c).....Meter	2. Proposed Line _____
2. Capacity of existing S/S.....KVA	3. Earthing
3. Existing load.....HP	4. Concreting C
4. Proposed load.....HP	5. Stay.....
5. Proposed cap of new S/S.....KVA	6. Site of PC O
6. Replacement of T/F From.....to.....KVA	7. 11/0.4 KVA S/S

As Per Cost Data Book Annexure-3 Material Required For H.T/L.T Line

Item Code No.	SI NO.	Name Of Material	Estimate			Final Amount
			Unit	Quantity	Rate	Amount
	1	PCC Pole 8.5 Mtr	No.	06	2375/-	
	2	Stone Pade 300x300x75 mm	No.		117/-	
	3	X-Arm M.S Angle 65x65x6mm V Type	No.	04	526/-	
	4	Cross Arm Holding Clamp	No.		144/-	
	5	11 KV Disc Insulastor With Fitting	No.	06	330/-	
	6	11 KV Insulastor With Pin	No.	10	104/-	
	7	F Bracket	No.		219/-	
	8	ACSR Weasel conductor	Mtr	675	22.42/-	
	9	Aluminium Tape	Kg.		255/-	
	10	Aluminium Binding Wire	Kg.		208/-	
	11	Danger Board With Clamp	No.		384/-	
	12	Stay Wire	Kg.	15	60/-	
	13	Stay Rod Complete	No.	03	1648/-	
	14	Earthing Complete	No.	02	698/-	
	15	L.T. Clamp With Nut & Bolt	No.		216/-	
	16	L.T. Clamp Shackle Insulator ^{TOP channel}	No.	01	30/-	
	17	Dropper Channel	No.	01	1232/-	
	18	M.S Angle 75x75x6x2028mm	No.	02	904/-	
	19	M.S. T-Off Channel	No.	01	1119/-	
	20	Transformer 25 KVA	No.	01	63175/-	
	21	11 KV TPMO	No.	01	15118/-	
TOTAL						
Line charges As Per Cost Data Book 11KV Line			Per Mtr		188/-	
Line charges As Per Cost Data Book 3PH. L.T. Line			Per Mtr		175/-	
GRAND TOTAL						

- 1- Certified that the arrangement proposed for giving connection is most economical and technically feasible
 - 2- Certified that the voltage drop calculation have been made.
 - 3- The Boring of proposed P.T.W is complete. The proposed site is beyond the Canal/STW command Area.
- Note:-Concreting of Poles, Stay & Labour will be provided by P.C as per Annexure-3 of Cost Data Book.

Sub. Divisional Officer



Junior Engineer

As Per Cost Data Book Annexure-3 25KVA T/F with Double Pole on Pcc Pole 8.5 Mtr.


Sl. No.	Name of Item	Unit	Quantity	Rate	Amount
1	P.C.C. Pole 8.5 Mtr.	No	2	2375.00	4750.00
2	Stone Pad 300x300x75mm	No	2	117.00	234.00
3	Top Channel	No	1	1368.00	1368.00
4	Dropper Channel	No	1	1232.00	1232.00
5	M.S. Angle 75x75x6x2028mm	No	2	904.00	1808.00
6	M.S. T-off Channel	No	1	1119.00	1119.00
7	Clamp With Nut & Bolt	No	11	253.00	2783.00
8	11KV Disc Insulator with fitting	No	3	330.00	990.00
9	11KV Pin Insulator with Pin	No	3	104.00	312.00
10	Transformer 25 KVA	No	1	63175.00	63175.00
11	11KV TPMO	No	1	15118.00	15118.00
12	Danger Board with Clamp	No	1	384.00	384.00
13	Stay Set Complete	No	1	1648.00	1648.00
14	Earthing Complete	No	2	698.00	1396.00
Total					96317.00
Say					

Note : Concreting of Poles, Stay & Labour will be provided by P.C. as per Annexure-3 of Cost Data Book Year 2015-16

D-DISTRIBUTION CH. TO CONSUMER

1	Fixed Charges with Metering	No.		5000.00	
2	Variable charges for PVC cable 4 x 16M.M.	Mtr.	Cable	Provided	by P.C.

Sub. Divisional Officer


Junior Engineer

Scanned with CamScanner